





Sarasota County School District
4th Grade Music- Year Overview 21-22



	<p>Music- Intermediate 2 (Grade 4) (#35013090) https://www.cpalms.org/PreviewCourse/Preview/4014</p>	Additional Information
<p>Course Description</p>	<p>Fourth-grade* students in music class explore artistic intent by investigating the inventive development of ideas, applying musicianship skills and techniques while engaging in the creation and interpretation of the arts. They analyze the characteristics of musical structures from simple to complex to build understanding and respect for the creative process. As they examine the significant cultural contributions in the arts throughout history, particularly in Florida, they become increasingly able to identify the connections among music and other fields of study. Music students also develop knowledge of careers in, and related to, the arts as they explore the impact of music on the local and global economies of the 21st century and strengthen personal skills for success throughout school and beyond.</p> <p>Below is a suggested timeline. Please check with your student's music teacher if you have questions.</p>	
<p>Quarter 1 August 10- October 12</p>	<p style="text-align: center;">Benchmarks</p> <p><u>MU.4.F.3.1</u> Identify the characteristics and behaviors displayed by successful student musicians, and discuss how these qualities will contribute to success beyond the music classroom. <u>MU.4.C.1.1</u> Develop effective listening strategies and describe how they can support appreciation of musical works. <u>PE.4.C.2.2</u> Understand the importance of safety rules and procedures in all physical activities, especially those that are high risk. <u>MU.4.S.3.1</u> Sing rounds, canons, and/or partner songs in an appropriate range, using proper vocal technique and maintaining pitch. <u>MU.4.O.3.1</u> Identify how expressive elements and lyrics affect the mood or emotion of a song. <u>MU.4.C.1.2</u> Describe, using correct music vocabulary, what is heard in a specific musical work. <u>MU.4.C.3.1</u> Describe characteristics that make various musical works appealing. <u>MU.4.H.2.1</u> Perform, listen to, and discuss music related to Florida's history. <u>MU.4.S.3.2</u> Play rounds, canons, or layered ostinati on classroom instruments.</p>	<ol style="list-style-type: none"> Our adopted textbook for Elementary Music is the <i>Spotlight on Music</i> series from McGraw Hill Publishing Other musical examples or tutorials will be shared as needed to align with instruction. Open the Parents & Students page of the district website. Choose MySCS. Student will log in with N number and pin number. Apps that offer some support for music instruction include:
<p>Quarter 2 October 13- December 22</p>	<p style="text-align: center;">Benchmarks</p> <p><u>MU.4.S.3.3</u> Perform extended pentatonic melodies at sight. <u>MU.4.C.1.4</u> Identify and describe the four primary voice parts. <u>MU.4.H.1.2</u> Describe the influence of selected composers on the musical works and practices or traditions of their time <u>MU.4.H.1.1</u> Examine and describe a cultural tradition, other than one's own, learned through its musical style and/or use of authentic instruments <u>MU.4.H.1.3</u> Identify pieces of music that originated from cultures other than one's own. <u>PE.4.M.1.10</u> Perform two or more dances accurately. <u>MU.4.O.1.1</u> Compare musical elements in different types of music, using correct music vocabulary, as a foundation for understanding the structural conventions of specific styles.</p>	    <ol style="list-style-type: none"> Use the search feature in the platform to locate resources, videos, articles, and/or activities.

	<p>MU.4.S.2.1 Apply knowledge of musical structure to aid in sequencing and memorization and to internalize details of rehearsal and performance.</p>	
<p>Quarter 3 January 11- March 11</p>	<p>Benchmarks</p>	
	<p>MU.4.C.1.3 Classify orchestral and band instruments as strings, woodwinds, brass percussion or keyboard.</p> <p>MU.4.S.3.4 Play simple ositinati, by ear, using classroom instruments.</p> <p>SC.4.P.10.3 Investigate and explain that sound is produced by vibrating objects and that pitch depends on how fast or slow the object vibrates.</p> <p>MU.4.S.1.2 Create melodic patterns using a variety of sound sources.</p> <p>MU.4.O.2.1 Create variations for selected melodies.</p>	
<p>Quarter 4 March 22- May 27</p>	<p>Benchmarks</p>	
	<p>MU.4.O.3.2 Apply expressive elements to a vocal or instrumental piece and, using correct music vocabulary, explain one's choices.</p> <p>MU.4.F.1.1 Create new interpretations of melodic or rhythmic pieces by varying or adding dynamics, timbre, tempo, lyrics, and/or movement.</p> <p>MU.4.C.2.1 Identify and describe music performance techniques to provide a foundation for critiquing one's self and others.</p> <p>MU.4.C.2.2 Critique specific techniques in one's own and others' performances using teacher established criteria.</p> <p>MU.4.H.2.2 Identify ways in which individuals of varying ages and cultures experience music.</p> <p>MU.4.H.3.1 Identify connections among music and other contexts, using correct music and other relevant content-area vocabulary, and explore how learning in one academic area can help with knowledge or skill acquisition in a different academic area.</p> <p>DA.4.H.3.3 Describe how dance and music can be used to interpret and support the other.</p> <p>MU.4.F.2.1 Describe roles and careers of selected musicians.</p> <p>MU.4.F.3.2 Discuss the safe, legal way to download songs and other media.</p>	