










| | | <h2 style="margin: 0;">Benchmarks</h2> <p style="margin: 0; font-size: small;">(click on the Benchmark coding to access additional information and resources)</p> | <h2 style="margin: 0;">Resources</h2> |
|--|---|--|---------------------------------------|
| <p style="writing-mode: vertical-rl; transform: rotate(180deg);">Benchmarks Addressed All Year</p> | <p>SC.4.N.1.1 Raise questions about the natural world, use appropriate reference materials that support understanding to obtain information (identifying the source), conduct both individual and team investigations through free exploration and systematic investigations, and generate appropriate explanations based on those explorations.</p> <p>SC.4.N.1.2 Compare the observations made by different groups using multiple tools and seek reasons to explain the differences across groups.</p> <p>SC.4.N.1.3 Explain that science does not always follow a rigidly defined method ("the scientific method") but that science does involve the use of observations and empirical evidence.</p> <p>SC.4.N.1.4 Attempt reasonable answers to scientific questions and cite evidence in support.</p> <p>SC.4.N.1.5 Compare the methods and results of investigations done by other classmates.</p> <p>SC.4.N.1.6 Keep records that describe observations made, carefully distinguishing actual observations from ideas and inferences about the observations.</p> <p>SC.4.N.1.7 Recognize and explain that scientists base their explanations on evidence.</p> <p>SC.4.N.1.8 Recognize that science involves creativity in designing experiments.</p> <p>SC.4.N.2.1 Explain that science focuses solely on the natural world.</p> <p>SC.4.N.3.1 Explain that models can be three dimensional, two dimensional, an explanation in your mind, or a computer model.</p> | <p>To access student online resources:</p> <ol style="list-style-type: none"> 1. Open the Parents & Students page of the district website. 2. Choose MySCS. 3. Student will log in with N number and pin number. 4. Savvas Elevate Science is the district adopted core curriculum for science. Use app below to access resources: <div style="text-align: center;">  <p>Savvas SAML</p> </div> <ol style="list-style-type: none"> 5. Other apps that support science instruction include: | |
| <p style="writing-mode: vertical-rl; transform: rotate(180deg);">Quarter 1</p> | <h2 style="margin: 0; color: white;">Benchmarks</h2> <p>SC.4.E.5.1 Observe that the patterns of stars in the sky stay the same although they appear to shift across the sky nightly, and different stars can be seen in different seasons.</p> <p>SC.4.E.5.2 Describe the changes in the observable shape of the moon over the course of about a month.</p> <p>SC.4.E.5.3 Recognize that Earth revolves around the Sun in a year and rotates on its axis in a 24-hour day.</p> <p>SC.4.E.5.4 Relate that the rotation of Earth (day and night) and apparent movements of the Sun, Moon, and stars are connected.</p> <p>SC.4.E.5.5 Investigate and report the effects of space research and exploration on the economy and culture of Florida.</p> <p>SC.4.E.6.1 Identify the three categories of rocks: igneous, (formed from molten rock); sedimentary (pieces of other rocks and fossilized organisms); and metamorphic (formed from heat and pressure).</p> <p>SC.4.E.6.2 Identify the physical properties of common earth-forming minerals, including hardness, color, luster, cleavage, and streak color, and recognize the role of minerals in the formation of rocks.</p> <p>SC.4.E.6.3 Recognize that humans need resources found on Earth and that these are either renewable or nonrenewable.</p> <p>SC.4.E.6.4 Describe the basic differences between physical weathering (breaking down of rock by wind, water, ice, temperature change, and plants) and erosion (movement of rock by gravity, wind, water, and ice).</p> <p>SC.4.E.6.5 Investigate how technology and tools help to extend the ability of humans to observe very small things and very large things.</p> <p>SC.4.E.6.6 Identify resources available in Florida (water, phosphate, oil, limestone, silicon, wind, and solar energy).</p> | <div style="display: grid; grid-template-columns: 1fr 1fr; gap: 5px;"> <div style="text-align: center;"> Brain Pop</div> <div style="text-align: center;"> Brain Pop Jr</div> <div style="text-align: center;"> CPALMS Florida Students</div> <div style="text-align: center;"> Elementary Sources</div> <div style="text-align: center;"> Safari Montage</div> <div style="text-align: center;"> World Book Online</div> </div> <p style="text-align: center; font-style: italic;">Use the search feature in the platform to locate resources, videos, articles, and/or activities.</p> | |

| | |
|-----------|--|
| Quarter 2 | Benchmarks |
| | <p>SC.4.P.8.1 Measure and compare objects and materials based on their physical properties including: mass, shape, volume, color, hardness, texture, odor, taste, attraction to magnets.</p> <p>SC.4.P.8.2 Measure and compare the mass and volume of solids and liquids.</p> <p>SC.4.P.8.3 Recognize that solids have a definite shape and that liquids and gases take the shape of their container.</p> <p>SC.4.P.8.4 Investigate and describe that magnets can attract magnetic materials and attract and repel other magnets.</p> <p>SC.4.P.9.1 Identify some familiar changes in materials that result in other materials with different characteristics, such as decaying animal or plant matter, burning, rusting, and cooking.</p> |
| Quarter 3 | Benchmarks |
| | <p>SC.4.P.10.1 Observe and describe some basic forms of energy, including light, heat, sound, electrical, and the energy of motion.</p> <p>SC.4.P.10.2 Investigate and describe that energy has the ability to cause motion or create change.</p> <p>SC.4.P.10.3 Investigate and explain that sound is produced by vibrating objects and that pitch depends on how fast or slow the object vibrates.</p> <p>SC.4.P.10.4 Describe how moving water and air are sources of energy and can be used to move things.</p> <p>SC.4.P.11.1 Recognize that heat flows from a hot object to a cold object and that heat flow may cause materials to change temperature.</p> <p>SC.4.P.11.2 Identify common materials that conduct heat well or poorly.</p> <p>SC.4.P.12.1 Recognize that an object in motion always changes its position and may change its direction.</p> <p>SC.4.P.12.2 Investigate and describe that the speed of an object is determined by the distance it travels in a unit of time and that objects can move at different speeds.</p> <p>SC.4.L.16.1 Identify processes of sexual reproduction in flowering plants, including pollination, fertilization (seed production), seed dispersal, and germination.</p> <p>SC.4.L.16.2 Explain that although characteristics of plants and animals are inherited, some characteristics can be affected by the environment.</p> <p>SC.4.L.16.3 Recognize that animal behaviors may be shaped by heredity and learning.</p> <p>SC.4.L.16.4 Compare and contrast the major stages in the life cycles of Florida plants and animals, such as those that undergo incomplete and complete metamorphosis, and flowering and nonflowering seed-bearing plants.</p> |
| Quarter 4 | Benchmarks |
| | <p>SC.4.L.17.1 Compare the seasonal changes in Florida plants and animals to those in other regions of the country.</p> <p>SC.4.L.17.2 Explain that animals, including humans, cannot make their own food and that when animals eat plants or other animals, the energy stored in the food source is passed to them.</p> <p>SC.4.L.17.3 Trace the flow of energy from the Sun as it is transferred along the food chain through the producers to the consumers.</p> <p>SC.4.L.17.4 Recognize ways plants and animals, including humans, can impact the environment.</p> |

Please note the units of study listed indicate the course sequence. Instructional pacing may vary.