





Sarasota County School District  
3rd Grade Art Year Overview 21-22



	<p align="center"><b>Art- Intermediate 1 (Grade 3) (#5001040)</b>  <a href="https://www.cpalms.org/PreviewCourse/Preview/4722">https://www.cpalms.org/PreviewCourse/Preview/4722</a></p>	<p align="center"><b>Additional Information</b></p>
<p align="center"><b>Course Description &amp; Over-Arching Standards</b></p>	<p>Grade three art incorporates a variety of two- and three-dimensional concepts and ideas in art and digital media and processes. Materials are correctly and safely applied to convey personal interests and self-expression. Observation skills, prior knowledge, and art criticism skills are employed to reflect on and interpret works of art. Students use accurate art vocabulary, terms, and procedures with resources and time-management skills during the creative process.</p> <p>Please Note: Several Visual Art Next Generation Sunshine State Standards and Florida Standards are inherently practiced every day a student enters an art classroom or engages in making art.</p> <p>These include, but are not limited to:  <a href="#">VA.3.S.3.3</a> - Work within safety guidelines while using tools, media, techniques, and processes.</p> <p>Below is a suggested timeline. Please check with your student’s art teacher if you have questions.</p>	<ol style="list-style-type: none"> <li>Our adopted Instructional Material for Elementary Art is the <i>Davis Art</i> series</li> <li>Other visual art examples or tutorials will be shared as needed to align with instruction.</li> <li>Open the <a href="#">Parents &amp; Students</a> page of the district website.</li> <li>Choose MySCS.</li> <li>Student will log in with N number and pin number.</li> <li>Apps that offer some support for art instruction include:</li> </ol>
<p align="center"><b>Quarter 1</b> August 10- October 12</p>	<p align="center"><b>Benchmarks- Introductory Standards Including Experiential Art-Making</b></p> <p><a href="#">VA.3.C.1.1</a> Use the art-making process to develop ideas for self-expression.  <a href="#">VA.3.F.3.3</a> Demonstrate the skills needed to complete artwork in a timely manner, demonstrating perseverance and development of 21st-century skills.  <a href="#">VA.3.H.1.2</a> Describe the importance of displaying suitable behavior as part of an art audience.  <a href="#">VA.3.H.1.3</a> Identify and be respectful of ideas important to individuals, groups, or cultures that are reflected in their artworks.  <a href="#">VA.3.H.1.4</a> Identify ways that respect is shown to personal works of art.  <a href="#">VA.3.S.1.1</a> Manipulate tools and media to enhance communication in personal artworks.  <a href="#">VA.3.S.2.2</a> Follow procedures, focusing on the art-making process.  <a href="#">VA.3.S.3.1</a> Use materials, tools, and processes to achieve an intended result in two- and/or three-dimensional artworks.</p>	<div style="display: flex; flex-wrap: wrap; justify-content: space-around;"> <div style="text-align: center; margin: 5px;">  Brain Pop Jr         </div> <div style="text-align: center; margin: 5px;">  CPALMS Florida Students         </div> <div style="text-align: center; margin: 5px;">  Elementary Esources         </div> <div style="text-align: center; margin: 5px;">  World Book Online         </div> </div>
<p align="center"><b>Quarter 2</b> October 13- December 22</p>	<p align="center"><b>Benchmarks- Standards Relating to More In-Depth Understanding of the Elements of Art and Principles of Design</b></p> <p><a href="#">VA.3.C.2.1</a> Assess personal artworks for completeness and success in meeting intended objectives.  <a href="#">VA.3.C.2.2</a> Compare techniques used by peers and established artists as a basis for improving one’s own work.  <a href="#">VA.3.C.3.1</a> Critique one’s own and others’ artworks, and identify the use of structural elements of art and organizational principles of design.  <a href="#">VA.3.O.1.1</a> Demonstrate how the organizational principles of design are used to arrange the structural elements of art in personal work.  <a href="#">VA.3.S.1.4</a> Choose accurate art vocabulary to describe works of art and art processes.</p>	<ol style="list-style-type: none"> <li>Use the search feature in the platform to locate resources, videos, articles, and/or activities.</li> </ol>

	<p><b>VA.3.S.3.2</b> Develop craftsmanship skills through repeated practice.</p> <p><b>SC.3.P.8.3</b> Compare materials and objects according to properties such as size, shape, color, texture, and hardness.</p>	
<p><b>Quarter 3</b> January 11- March 11</p>	<p align="center"><b>Benchmarks- Related to Deeper Analyses &amp; Higher-Level Thinking</b></p>	
	<p><b>VA.3.C.1.2</b> Reflect on and interpret works of art, using observation skills, prior knowledge, and experience.</p> <p><b>VA.3.C.2.3</b> Use constructive criticism to improve artwork.</p> <p><b>VA.3.C.3.1</b> Critique one’s own and others’ artworks, and identify the use of structural elements of art and organizational principles of design.</p> <p><b>VA.3.C.3.2</b> Describe the connections between visual art and other contexts through observation and art criticism.</p> <p><b>VA.3.C.3.3</b> Explain the similarities and differences between artworks and utilitarian objects.</p> <p><b>VA.3.F.1.2</b> Explore the effects and merits of different solutions to solve an artistic problem.</p> <p><b>VA.3.F.2.1</b> Identify places where artists or designers have made an impact on the community.</p> <p><b>VA.3.F.3.1</b> Create artwork that communicates an awareness of events within the community.</p> <p><b>VA.3.H.1.1</b> Describe cultural similarities and differences in works of art.</p> <p><b>VA.3.H.2.1</b> Compare differences or similarities in artworks across time and culture.</p> <p><b>VA.3.H.2.2</b> Examine artworks and utilitarian objects, and describe their significance in the school and/or community.</p> <p><b>VA.3.H.2.3</b> Describe various venues in which artwork is on display for public viewing.</p> <p><b>VA.3.H.3.1</b> Discuss how knowledge gained in the visual art classroom can serve as prior knowledge in other classrooms.</p> <p><b>VA.3.S.1.3</b> Incorporate ideas from art exemplars for specified time periods and cultures.</p> <p><b>VA.3.S.2.1</b> Integrate the structural elements of art and organizational principles of design with sequential procedures and techniques to achieve an artistic goal.</p>	
<p><b>Quarter 4</b> March 22- May 27</p>	<p align="center"><b>Benchmarks- Standards Relating to Independent Choices with Criticism and Synthesis, Leading to a Deeper Understanding of the Art World and Art Making</b></p>	
	<p><b>VA.3.F.1.1</b> Manipulate art media and incorporate a variety of subject matter to create imaginative artwork.</p> <p><b>VA.3.F.3.2</b> Collaborate to complete a task in art.</p> <p><b>VA.3.O.2.1</b> Use creative and innovative ideas to complete personal artworks.</p> <p><b>VA.3.O.3.1</b> Use symbols, visual language, and/or written language to document self or others.</p> <p><b>VA.3.S.1.2</b> Use diverse resources to inspire artistic expression and achieve varied results.</p>	