





Sarasota County School District  
2nd Grade Art Year Overview 21-22



	<p style="text-align: center;"><b>Art- Grade 2 (#5001030)</b>  <a href="https://www.cpalms.org/PreviewCourse/Preview/4718">https://www.cpalms.org/PreviewCourse/Preview/4718</a></p>	<p style="text-align: center;"><b>Additional Information</b></p>
<p style="text-align: center;"><b>Course Description &amp; Over-Arching Standards</b></p>	<p>Grade two art includes experimenting with a variety of two- and three-dimensional concepts and ideas in art and digital media and processes. Materials are correctly and safely applied to convey personal interests and self-expression. Students use accurate art vocabulary, terms, and procedures with resources and time-management skills during the creative process. Attributes of artworks from individuals, cultures, and time are identified, described, and discussed.</p> <p>Please Note: Several Visual Art Next Generation Sunshine State Standards and Florida Standards are inherently practiced every day a student enters an art classroom or engages in making art. These include, but are not limited to:</p> <p><a href="#">VA.2.S.3.3</a> - Follow directions for safety procedures and explain their importance in the art room.  <a href="#">VA.2.S.3.4</a> - Describe the differences between using one’s own ideas, using someone else’s ideas as one’s own, and drawing inspiration from the works of others.</p> <p>Below is a suggested timeline. Please check with your student’s art teacher if you have questions.</p>	<ol style="list-style-type: none"> <li>1. Our adopted Instructional Material for Elementary Art is the <i>Davis Art</i> series</li> <li>2. Other visual art examples or tutorials will be shared as needed to align with instruction.</li> <li>3. Open the <a href="#">Parents &amp; Students</a> page of the district website.</li> <li>4. Choose MySCS.</li> <li>5. Student will log in with N number and pin number.</li> <li>6. Apps that offer some support for art instruction include:</li> </ol>
<p style="text-align: center;"><b>Quarter 1</b> August 10- October 12</p>	<p style="text-align: center;"><b>Benchmarks- Introductory Standards Including Experiential Art-Making</b></p> <p><a href="#">VA.2.C.1.1</a> Use the art-making process to communicate personal interests and self-expression.  <a href="#">VA.2.S.1.1</a> Experiment with tools and techniques as part of art-making processes.  <a href="#">VA.2.S.2.1</a> Develop artistic skills through repeated experiences with art media, techniques, processes, and tools.  <a href="#">VA.2.S.2.2</a> Follow sequential procedures focused on art production.  <a href="#">VA.2.F.2.1</a> Identify work created by artists and designers.  <a href="#">VA.2.F.3.2</a> Work with peers to complete a task in art.  <a href="#">VA.2.F.3.3</a> Use time effectively while focused on art production to show early development of 21st-century skills.  <a href="#">VA.2.H.1.2</a> Distinguish between appropriate and inappropriate audience behavior.  <a href="#">HE.2.C.2.4</a> Explain the ways that rules make the classroom, school, and community safer.</p>	<div style="display: flex; flex-wrap: wrap; justify-content: space-around;"> <div style="text-align: center; margin: 5px;">  Brain Pop Jr         </div> <div style="text-align: center; margin: 5px;">  CPALMS Florida Students         </div> <div style="text-align: center; margin: 5px;">  Elementary Esources         </div> <div style="text-align: center; margin: 5px;">  World Book Online         </div> </div>
<p style="text-align: center;"><b>Quarter 2</b> October 13- December 22</p>	<p style="text-align: center;"><b>Benchmarks- Standards Relating to More In-Depth Understanding of the Elements of Art and Principles of Design</b></p> <p><a href="#">VA.2.C.2.1</a> Use appropriate decision-making skills to meet intended artistic objectives.  <a href="#">VA.2.C.2.2</a> Identify skillful techniques used in works by peers and others.  <a href="#">VA.2.C.3.1</a> Use accurate art vocabulary to identify connections among visual art and other contexts.  <a href="#">VA.2.C.3.2</a> Compare artworks with utilitarian objects and use accurate art vocabulary to describe how they are the same and how they are different.  <a href="#">VA.2.F.1.2</a> Explore the advantages of having multiple solutions to solve an artistic problem.</p>	<ol style="list-style-type: none"> <li>7. Use the search feature in the platform to locate resources, videos, articles, and/or activities.</li> </ol>

	<p><a href="#">VA.2.O.1.1</a> Employ structural elements of art and organizational principles of design in personal work to develop awareness of the creative process.</p> <p><a href="#">VA.2.S.1.3</a> Explore art from different time periods and cultures as sources for inspiration.</p> <p><a href="#">VA.2.S.3.1</a> Manipulate art materials and refine techniques to create two- and/or three-dimensional personal works.</p>	
<p><b>Quarter 3</b> January 11- March 11</p>	<p><b>Benchmarks- Related to Deeper Analyses &amp; Higher-Level Thinking</b></p>	
	<p><a href="#">VA.2.C.1.2</a> Reflect on and discuss various possible meanings in works of art.</p> <p><a href="#">VA.2.C.2.3</a> Use suggestions from others to modify the structural elements of art.</p> <p><a href="#">VA.2.F.3.1</a> Describe the use of art to promote events within the school or community.</p> <p><a href="#">VA.2.H.1.1</a> Identify examples in which artists have created works based on cultural and life experiences.</p> <p><a href="#">VA.2.H.2.1</a> Identify differences or similarities in artworks across time and culture.</p> <p><a href="#">VA.2.H.2.2</a> Identify objects from everyday life that have been designed and created using artistic skills.</p> <p><a href="#">VA.2.H.2.3</a> Identify the physical features or characteristics of artworks displayed in the community.</p> <p><a href="#">VA.2.H.3.1</a> Describe connections made between creating with art ideas and creating with information from other content areas.</p> <p><a href="#">VA.2.O.2.1</a> Use personal experience to convey meaning or purpose in creating artworks.</p> <p><a href="#">VA.2.S.1.4</a> Use accurate art vocabulary to discuss art.</p> <p><a href="#">SC.2.N.1.5</a> Distinguish between empirical observation (what you see, hear, feel, smell, or taste) and ideas or inferences (what you think).</p>	
<p><b>Quarter 4</b> March 22- May 27</p>	<p><b>Benchmarks- Standards Relating to Independent Choices with Criticism and Synthesis, Leading to a Deeper Understanding of the Art World and Art Making</b></p>	
	<p><a href="#">VA.2.F.1.1</a> Use imagination to create unique artwork incorporating personal ideas and selected media.</p> <p><a href="#">VA.2.O.3.1</a> Create personally meaningful works of art to document and explain ideas about local and global communities.</p> <p><a href="#">VA.2.S.1.2</a> Use diverse resources to inspire expression of personal ideas and experiences in works of art.</p> <p><a href="#">VA.2.S.3.2</a> Demonstrate growth in craftsmanship through purposeful practice.</p>	