





**Sarasota County School District**  
**Kindergarten Music Year Overview 21-22**



	<p style="text-align: center;"><b>Music- Grade Kindergarten (#35013060)</b>  <a href="https://www.cpalms.org/PreviewCourse/Preview/4007">https://www.cpalms.org/PreviewCourse/Preview/4007</a></p>	<p style="text-align: center;"><b>Additional Information</b></p>
<p style="text-align: center;"><b>Course Description</b></p>	<p>Kindergarten students in music class explore their environment and music world through a variety of experiences. Singing, listening, and movement activities will form the foundation for musical development, along with thinking, self-expression, and communication skills will be developed through singing, movement, creative musical play, creating, listening, and understanding activities. A variety of carefully chosen music will allow students to gain knowledge of one's self and build understanding, acceptance, and enrichment throughout their lives. By fostering creativity throughout the curriculum, the seeds of innovation will begin to bloom even in these novice learners.</p> <p>Below is a suggested timeline. Please check with your student's music teacher if you have questions.</p>	
<p style="text-align: center;"><b>Quarter 1</b> August 10- October 12</p>	<p style="text-align: center;"><b>Benchmarks</b></p> <p><b><u>MU.K.F.3.1</u></b> Exhibit age-appropriate music and life skills that will add to the success in the music classroom.</p> <p><b><u>PE.K.C.2.2</u></b> Recognize physical activities have safety rules and procedures.</p> <p><b><u>MU.K.C.1.4</u></b> Identify singing, speaking and whispering voices.</p> <p><b><u>MU.K.C.1.1</u></b> Respond to music from various sound sources to show awareness of steady beat.</p> <p><b><u>PE.K.C.2.1</u></b> Recognize locomotor skills.</p> <p><b><u>PE.K.R.6.2</u></b> Identify a benefit of willingly trying new movements and motor skill</p> <p><b><u>MU.K.S.3.1</u></b> Sing songs of limited range appropriate to the young child and use the head voice.</p> <p><b><u>PE.K.R.6.3</u></b> Identify the benefits of continuing to participate when not successful on the first try.</p> <p><b><u>MU.K.H.1.1</u></b> Respond to music from diverse cultures through singing and movement.</p> <p><b><u>DA.K.S.3.3</u></b> Develop kinesthetic awareness by maintaining personal space and moving in pathways through space.</p> <p><b><u>MU.K.C.3.1</u></b> Share opinions about selected pieces of music.</p> <p><b><u>MU.K.C.1.2</u></b> Identify various sounds in a piece of music</p>	<ol style="list-style-type: none"> <li>1. Our adopted textbook for Elementary Music is the <i>Spotlight on Music</i> series from McGraw Hill Publishing</li> <li>2. Other musical examples or tutorials will be shared as needed to align with instruction.</li> <li>3. Open the <a href="#">Parents &amp; Students</a> page of the district website.</li> <li>4. Choose MySCS.</li> <li>5. Student will log in with N number and pin number.</li> <li>6. Apps that offer some support for music instruction include:</li> </ol> <div style="display: flex; justify-content: space-around; align-items: center;"> <div style="text-align: center;">  <p>Brain Pop Jr</p> </div> <div style="text-align: center;">  <p>CPALMS Florida Students</p> </div> </div> <div style="display: flex; justify-content: space-around; align-items: center; margin-top: 20px;"> <div style="text-align: center;">  <p>Elementary Esources</p> </div> <div style="text-align: center;">  <p>World Book Online</p> </div> </div>
<p style="text-align: center;"><b>Quarter 2</b> October 13- December 22</p>	<p style="text-align: center;"><b>Benchmarks</b></p> <p><b><u>MU.K.C.2.1</u></b> Identify similarities and/or differences in a performance.</p> <p><b><u>MU.K.O.1.2</u></b> Identify similarities and differences in melodic phrases and/or rhythm patterns.</p> <p><b><u>MU.K.S.3.2</u></b> Perform simple songs and accompaniments.</p> <p><b><u>MU.K.H.1.1</u></b> Respond to music from diverse cultures through singing and movement.</p> <p><b><u>MU.K.S.2.1</u></b> Sing or play songs from memory.</p>	<ol style="list-style-type: none"> <li>7. Use the search feature in the platform to locate resources, videos, articles, and/or activities.</li> </ol>
	<p style="text-align: center;"><b>Benchmarks</b></p>	

<p><b>Quarter 3</b> January 11- March 11</p>	<p><a href="#"><u>MU.K.F.1.1</u></a> Respond to and explore music through creative play and found sounds in the music classroom.</p> <p><a href="#"><u>MU.K.C.1.3</u></a> Identify, visually and aurally, pitched and unpitched classroom instruments.</p> <p><a href="#"><u>SC.K.P.10.1</u></a> Observe that things that make sound vibrate.</p> <p><a href="#"><u>MU.K.S.3.4</u></a> Imitate simple rhythm patterns played by the teacher or a peer.</p> <p><a href="#"><u>MU.K.H.2.1</u></a> Respond to and/or perform folk music of American cultural sub-groups.</p> <p><a href="#"><u>MU.K.S.3.3</u></a> Match pitches in a song or musical phrase in one or more keys.</p>	
<p><b>Quarter 4</b> March 22- May 27</p>	<p style="text-align: center;"><b>Benchmarks</b></p> <p><a href="#"><u>MU.K.O.1.1</u></a> Respond to beat, rhythm, and melodic line through imitation.</p> <p><a href="#"><u>MU.K.S.1.1</u></a> Improvise a response to a musical question sung or played by someone else.</p> <p><a href="#"><u>MU.K.H.3.1</u></a> Perform simple songs, finger plays, and rhymes to experience connections among music, language, and numbers.</p> <p><a href="#"><u>MU.K.O.3.1</u></a> Respond to music to demonstrate how it makes one feel.</p> <p><a href="#"><u>DA.K.O.3.1</u></a> Use movement to express a feeling, idea or story.</p>	