




**Sarasota County School District**  
**Kindergarten Social Studies Overview 21-22**



Course Description	Social Studies - Grade Kindergarten (#5021020)	Additional Information																			
<b>Quarter 1</b> August 10- October 12	<p><b>Living, Learning and Working Together:</b> Kindergarten students will learn about themselves, their families, and the community. Students will be introduced to basic concepts related to history, geography, economics, and citizenship.</p> <p>Please follow the link below to learn more about the course expectations, the course standards, and to access student resources. The student resources include Florida Department of Education recommended resources that students can use to learn the concepts and skills in this course.                      Social Studies Kindergarten <a href="https://www.cpalms.org/PreviewCourse/Preview/4181">https://www.cpalms.org/PreviewCourse/Preview/4181</a></p> <p>Required Instruction per Florida Statute is embedded throughout the school year. For more information on §1003.42(2), please visit <a href="http://www.leg.state.fl.us/statutes/index.cfm?App_mode=Display_Statute&amp;URL=1000-1099/1003/Sections/1003.42.html">http://www.leg.state.fl.us/statutes/index.cfm?App_mode=Display_Statute&amp;URL=1000-1099/1003/Sections/1003.42.html</a></p> <p>Please note the units of study listed below indicate the course sequence. Instructional pacing may vary.</p>	<ol style="list-style-type: none"> <li>Our adopted textbook is <i>Networks Social Studies Florida, Kindergarten</i>, McGraw-Hill School Education, LLC, 1<sup>st</sup> ed.</li> <li>Open the <a href="#">Parents &amp; Students</a> page of the district website.</li> <li>Choose MySCS.</li> <li>Student will log in with N number and pin number.</li> <li>Apps that offer some support for social studies instruction include:</li> </ol> <div style="display: flex; justify-content: space-around; align-items: center;"> <div style="text-align: center;">                           CPALMS Florida Students                     </div> <div style="text-align: center;">                           Elementary Sources                     </div> <div style="text-align: center;">                           World Book Online                     </div> </div> <ol style="list-style-type: none"> <li>Use the search feature in the platform to locate resources, videos, articles, and/or activities.</li> </ol>																			
	<b>Benchmarks</b>		<p><b>Unit 1: The Days, Weeks, and Months of the Year</b></p> <table border="1" style="width: 100%;"> <tr> <td style="background-color: #e0e0e0;"><b>SS.K.A.1.1:</b></td> <td>Develop an understanding of how to use and create a timeline.</td> </tr> <tr> <td colspan="2" style="background-color: #e0e0e0;"><b>Historical Knowledge</b></td> </tr> <tr> <td style="background-color: #e0e0e0;"><b>SS.K.A.2.2:</b></td> <td>Recognize the importance of celebrations and national holidays as a way of remembering and honoring people, events, and our nation's ethnic heritage.</td> </tr> <tr> <td style="background-color: #e0e0e0;"><b>SS.K.A.2.3:</b></td> <td>Compare our nation's holidays with holidays of other cultures.</td> </tr> <tr> <td style="background-color: #e0e0e0;"><b>SS.K.A.2.5:</b></td> <td>Recognize the importance of U.S. symbols.</td> </tr> <tr> <td colspan="2" style="background-color: #e0e0e0;"><b>Chronological Thinking</b></td> </tr> <tr> <td style="background-color: #e0e0e0;"><b>SS.K.A.3.1:</b></td> <td>Use words and phrases related to chronology and time to explain how things change and to sequentially order events that have occurred in school.</td> </tr> <tr> <td style="background-color: #e0e0e0;"><b>SS.K.A.3.2:</b></td> <td>Explain that calendars represent days of the week and months of the year.</td> </tr> <tr> <td colspan="2" style="background-color: #e0e0e0;"><b>Geography Places and Regions</b></td> </tr> <tr> <td style="background-color: #e0e0e0;"><b>SS.K.G.3.3:</b></td> <td>Describe and give examples of seasonal weather changes, and illustrate how weather affects people and the environment.</td> </tr> </table>	<b>SS.K.A.1.1:</b>	Develop an understanding of how to use and create a timeline.	<b>Historical Knowledge</b>		<b>SS.K.A.2.2:</b>	Recognize the importance of celebrations and national holidays as a way of remembering and honoring people, events, and our nation's ethnic heritage.	<b>SS.K.A.2.3:</b>	Compare our nation's holidays with holidays of other cultures.	<b>SS.K.A.2.5:</b>	Recognize the importance of U.S. symbols.	<b>Chronological Thinking</b>		<b>SS.K.A.3.1:</b>	Use words and phrases related to chronology and time to explain how things change and to sequentially order events that have occurred in school.	<b>SS.K.A.3.2:</b>	Explain that calendars represent days of the week and months of the year.	<b>Geography Places and Regions</b>	
<b>SS.K.A.1.1:</b>	Develop an understanding of how to use and create a timeline.																				
<b>Historical Knowledge</b>																					
<b>SS.K.A.2.2:</b>	Recognize the importance of celebrations and national holidays as a way of remembering and honoring people, events, and our nation's ethnic heritage.																				
<b>SS.K.A.2.3:</b>	Compare our nation's holidays with holidays of other cultures.																				
<b>SS.K.A.2.5:</b>	Recognize the importance of U.S. symbols.																				
<b>Chronological Thinking</b>																					
<b>SS.K.A.3.1:</b>	Use words and phrases related to chronology and time to explain how things change and to sequentially order events that have occurred in school.																				
<b>SS.K.A.3.2:</b>	Explain that calendars represent days of the week and months of the year.																				
<b>Geography Places and Regions</b>																					
<b>SS.K.G.3.3:</b>	Describe and give examples of seasonal weather changes, and illustrate how weather affects people and the environment.																				

**Benchmarks****Unit 2: Rules in Our School and Community**

	<b>Foundations of Government, Law and the American Political System</b>
<a href="#"><u>SS.K.C.1.1:</u></a>	Define and give examples of rules and laws, and why they are important.
<a href="#"><u>SS.K.C.1.2:</u></a>	Explain the purpose and necessity of rules and laws at home, school, and community.
	<b>Civic and Political Participation</b>
<a href="#"><u>SS.K.C.2.1:</u></a>	Demonstrate the characteristics of being a good citizen.
<a href="#"><u>SS.K.C.2.2:</u></a>	Demonstrate that conflicts among friends can be resolved in ways that are consistent with being a good citizen.
<a href="#"><u>SS.K.C.2.3:</u></a>	Describe fair ways for groups to make decisions.
	<b>Places and Regions</b>
<a href="#"><u>SS.K.G.2.1:</u></a>	Locate and describe places in the school and community.

Quarter 2  
October 13-  
December  
22

**Benchmarks****Unit 3: My Family**

	<b>Historical Knowledge</b>
<a href="#"><u>SS.K.A.2.1:</u></a>	Compare children and families of today with those in the past.
<a href="#"><u>SS.K.A.2.4:</u></a>	Listen to and retell stories about people in the past who have shown character ideals and principles including honesty, courage, and responsibility.
	<b>Historical Inquiry and Analysis</b>
<a href="#"><u>SS.K.A.1.1:</u></a>	Develop an understanding of how to use and create a timeline.
<a href="#"><u>SS.K.A.1.2:</u></a>	Develop an awareness of a primary source.
	<b>Places and Regions</b>
<a href="#"><u>SS.K.G.2.2:</u></a>	Know one's own phone number, street address, city or town and that Florida is the state in which the student lives.
	<b>ECONOMICS</b>
	<b>Beginning Economics</b>
<a href="#"><u>SS.K.E.1.1:</u></a>	Describe different kinds of jobs that people do and the tools or equipment used.
<a href="#"><u>SS.K.E.1.2:</u></a>	Recognize that United States currency comes in different forms.
<a href="#"><u>SS.K.E.1.3:</u></a>	Recognize that people work to earn money to buy things they need or want.
<a href="#"><u>SS.K.E.1.4:</u></a>	Identify the difference between basic needs and wants.

Quarter 3  
January 11-  
March 11

Benchmarks

**Unit 4: My Family on the Map!**

Quarter 4  
March 22-  
May 27

	<b>GEOGRAPHY</b>
	<b>The World in Spatial Terms</b>
<a href="#"><u>SS.K.G.1.1:</u></a>	Describe the relative location of people, places, and things by using positional words.
<a href="#"><u>SS.K.G.1.2:</u></a>	Explain that maps and globes help to locate different places and that globes are a model of the Earth.
<a href="#"><u>SS.K.G.1.3:</u></a>	Identify cardinal directions (north, south, east, west).
<a href="#"><u>SS.K.G.1.4:</u></a>	Differentiate land and water features on simple maps and globes.
	<b>Places and Regions</b>
<a href="#"><u>SS.K.G.3.1:</u></a>	Identify basic landforms.
<a href="#"><u>SS.K.G.3.2:</u></a>	Identify basic bodies of water.