







Sarasota County School District
Kindergarten Science Year Overview



Benchmarks Addressed All Year	Benchmarks <small>(click on the Benchmark coding to access additional information and resources)</small>	Resources
Quarter 1	Benchmarks	<p>To access student online resources:</p> <ol style="list-style-type: none"> Open the Parents & Students page of the district website. Choose MySCS. Student will log in with N number and pin number. Savvas Elevate Science is the district adopted core curriculum for science. Use app below to access resources: <div style="text-align: center; margin: 10px 0;">  </div> Other apps that support science instruction include: <div style="display: flex; justify-content: space-around; align-items: center; margin: 10px 0;"> <div style="text-align: center;">  Brain Pop Jr </div> <div style="text-align: center;">  CPALMS Florida Students </div> <div style="text-align: center;">  Elementary Esources </div> </div> <div style="display: flex; justify-content: space-around; align-items: center; margin: 10px 0;"> <div style="text-align: center;">  Safari Montage </div> <div style="text-align: center;">  World Book Online </div> </div> <p style="text-align: center;"><i>Use the search feature in the platform to locate resources, videos, articles, and/or activities.</i></p>
	Benchmarks	
Quarter 1	Benchmarks	
Quarter 1	<p>SC.K.N.1.1 Collaborate with a partner to collect information.</p> <p>SC.K.N.1.2 Make observations of the natural world and know that they are descriptors collected using the five senses.</p> <p>SC.K.N.1.3 Keep records as appropriate -- such as pictorial records -- of investigations conducted.</p> <p>SC.K.N.1.4 Observe and create a visual representation of an object which includes its major features.</p> <p>SC.K.N.1.5 Recognize that learning can come from careful observation.</p>	
Quarter 2	Benchmarks	
Quarter 2	<p>SC.K.P.8.1 Sort objects by observable properties, such as size, shape, color, temperature (hot or cold), weight (heavy or light) and texture.</p> <p>SC.K.P.9.1 Recognize that the shape of materials such as paper and clay can be changed by cutting, tearing, crumpling, smashing, or rolling.</p>	
Quarter 3	Benchmarks	
Quarter 3	<p>SC.K.P.10.1 Observe that things that make sound vibrate.</p> <p>SC.K.P.12.1 Investigate that things move in different ways, such as fast, slow, etc.</p> <p>SC.K.P.13.1 Observe that a push or a pull can change the way an object is moving.</p>	
Quarter 4	Benchmarks	
Quarter 4	<p>SC.K.L.14.1 Recognize the five senses and related body parts.</p> <p>SC.K.L.14.2 Recognize that some books and other media portray animals and plants with characteristics and behaviors they do not have in real life.</p> <p>SC.K.L.14.3 Observe plants and animals, describe how they are alike and how they are different in the way they look and in the things they do.</p>	

Please note the units of study listed indicate the course sequence. Instructional pacing may vary.